

# Atlantic cod actively avoid CO<sub>2</sub> and predator odour, even after long-term CO<sub>2</sub> exposure

Jutfelt and Hedgärde



RESEARCH

Open Access

# Atlantic cod actively avoid CO<sub>2</sub> and predator odour, even after long-term CO<sub>2</sub> exposure

Fredrik Jutfelt<sup>1,2\*</sup> and Maria Hedgärde<sup>1</sup>

## Abstract

**Introduction:** The rising atmospheric CO<sub>2</sub> level is continuously driving the dissolution of more CO<sub>2</sub> into the oceans, and some emission scenarios project that the surface waters may reach 1000 μatm by the end of the century. It is not known if fish can detect moderately elevated CO<sub>2</sub> levels, and if they avoid areas with high CO<sub>2</sub>. If so, avoidance behaviour to water with high CO<sub>2</sub> could affect movement patterns and migrations of fish in the future. It is also being increasingly recognized that fish behaviour can be altered by exposure to CO<sub>2</sub>. Therefore this study investigated how long-term exposure to elevated pCO<sub>2</sub> affects predator avoidance and CO<sub>2</sub> avoidance in juvenile Atlantic cod (*Gadus morhua*). The fish were exposed to control water or CO<sub>2</sub>-enriched water (1000 μatm) for six weeks before being subjected to tests of behaviour.

**Results:** Despite long term exposure to elevated pCO<sub>2</sub> the cod still strongly avoided the smell of a predator. These data are surprising because several coral reef fish have demonstrated reversal of olfactory responses after CO<sub>2</sub> exposure, turning avoidance of predator cues into preference for predator cues. Fish from both treatment groups also demonstrated strong avoidance of CO<sub>2</sub> when presented with the choice of control or CO<sub>2</sub>-acidified water, indicating that habituation to the CO<sub>2</sub> sensory stimuli is negligible.

**Conclusions:** As Atlantic cod maintained normal behavioural responses to olfactory cues, they may be tolerant to CO<sub>2</sub>-induced behavioural changes. The results also suggest that despite the long-term exposure to CO<sub>2</sub>-acidified water, the fish still preferred the control water over CO<sub>2</sub>-acidified water. Therefore, in the future, fish may alter their movements and migrations in search of waters with a lower CO<sub>2</sub> content.

**Keywords:** Carbon dioxide, Preference, Teleost, Ocean acidification, Oxygen minimum zone, CO<sub>2</sub> maximum zone, Olfaction, *Gadus morhua*, GABA, Habituation

## Introduction

Human activities are causing the release of CO<sub>2</sub> into the atmosphere at increasing rates [1], resulting in a higher oceanic surface partial pressure for CO<sub>2</sub> (pCO<sub>2</sub>) and a decrease in the pH in a process termed ocean acidification. Currently (may 2013), the levels have reached 400 ppm [2] and could reach 1000 ppm by the year 2100 (the fossil fuel intensive IPCC A1F1 emission scenario [1]), which will result in ~1000 μatm CO<sub>2</sub> in the surface water [3].

A growing number of reports suggest that the behaviour of coral reef fishes may be highly affected by ocean

acidification (see review by Briffa et al. [4]). The behavioural effects appeared at CO<sub>2</sub> levels predicted by some emission scenarios (700–1200 μatm). A switch from repulsion to attraction to the scent of predators has been observed in several coral reef fish species after CO<sub>2</sub> exposure. Damsel larvae became attracted to the smell of predators at 700 μatm, and the larvae completely lost the ability to sense predators at 850 μatm [5]. A similar effect was observed in juvenile coral trout; when the fish were reared in 965 μatm CO<sub>2</sub>, they spent 90% of their time in the predator odour [6]. While the reversing effect of CO<sub>2</sub>-exposure on predator avoidance appears to be common in coral reef fish, it is still unknown if this is ubiquitous in teleosts from other parts of the world.

In order to optimize factors such as temperature, light, food availability and predator density [7], fish navigate through heterogeneous marine environments using

\* Correspondence: fredrik.jutfelt@bioenv.gu.se

<sup>1</sup>Department of Biological and Environmental Sciences, University of Gothenburg, PO Box 463, Gothenburg SE-405 30, Sweden

<sup>2</sup>The Sven Lovén Centre for Marine Sciences, Kristineberg 566, Fiskebäckskil SE-451 78, Sweden

many cues [8]. Teleosts employ external chemosensory receptors [2,9], possibly neuroepithelial cells located on the gills [1,10], to detect the ambient CO<sub>2</sub> concentration. The physiological responses to acute exposure to elevated CO<sub>2</sub> have been reasonably well described, and include bradycardia, hypertension and hyperventilation [3,11-13]. However, how fish behaviour, distribution and migration might be affected by a heterogeneous CO<sub>2</sub> environment has received less attention [4,14]. It is known that teleosts avoid water with very high pCO<sub>2</sub> [5,15], and freshwater Arctic charr (*Salvelinus alpinus*) demonstrated attraction to low concentrations of CO<sub>2</sub> but avoided higher concentrations of CO<sub>2</sub> in a gradient tank [6,16].

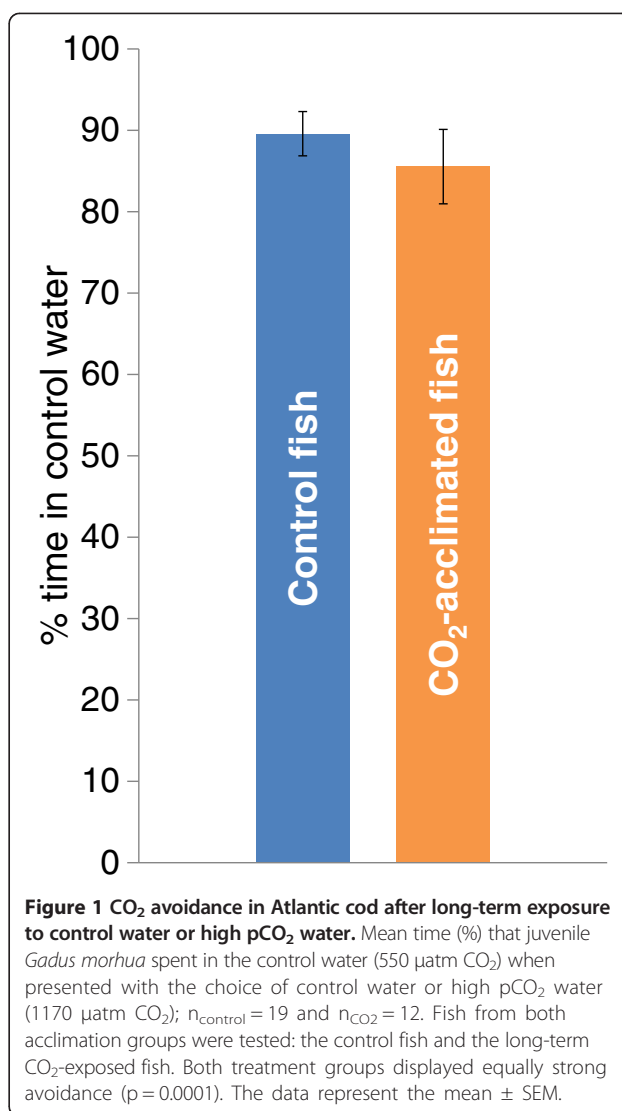
How marine fish behave when presented with the choice of the relatively small concentration gradient of present-day pCO<sub>2</sub> and a future scenario pCO<sub>2</sub> is unknown. It is also unknown whether and how long-term exposure and acclimation to elevated CO<sub>2</sub> levels will influence behavioural choices [7,14,17]. The issue of CO<sub>2</sub> avoidance behaviour in fish has been highlighted as a concern that experimental biologists should investigate, in a review of possible effects of ocean acidification on fish [8,14]. If marine fish navigate using small differences in pCO<sub>2</sub>, then the increasing pCO<sub>2</sub> due to anthropogenic disturbance could potentially affect the movement patterns and migrations of fish in the future ocean. For example, areas with heavy macrophyte growth can already reach high CO<sub>2</sub> levels during the night [18]. With an increased baseline CO<sub>2</sub> level from ocean acidification, the nightly increase in pCO<sub>2</sub> in the local microclimate of macrophyte beds could become irritant to some fishes and lead to avoidance of sheltered areas [18].

We investigated whether the ecologically and economically important teleost Atlantic cod actively discriminate between control CO<sub>2</sub> and elevated CO<sub>2</sub> levels (1000 µatm), and if this behaviour is modulated by long-term exposure to CO<sub>2</sub>. Furthermore, we tested whether exposure to CO<sub>2</sub> cause cod to lose the ability to avoid olfactory cues from predators.

## Results

The fish from the control group actively avoided CO<sub>2</sub>-enriched water ( $p < 0.0001$ ). The CO<sub>2</sub>-exposed fish demonstrated equally strong avoidance behaviour to CO<sub>2</sub> ( $p < 0.0001$ ). There was no significant difference between the control fish and CO<sub>2</sub>-exposed fish in the strength of avoidance behaviour ( $p = 0.482$ ,  $n_{\text{control}} = 19$ ,  $n_{\text{CO}_2} = 13$ ) (Figure 1).

In the predator avoidance test (Figure 2), both the control fish and the CO<sub>2</sub>-exposed fish avoided the water coming from the header tank that contained a potential predator ( $p_{\text{Control fish}} < 0.0001$  and  $p_{\text{CO}_2 \text{ fish}} < 0.0001$ ). There was no significant difference in the strength of the

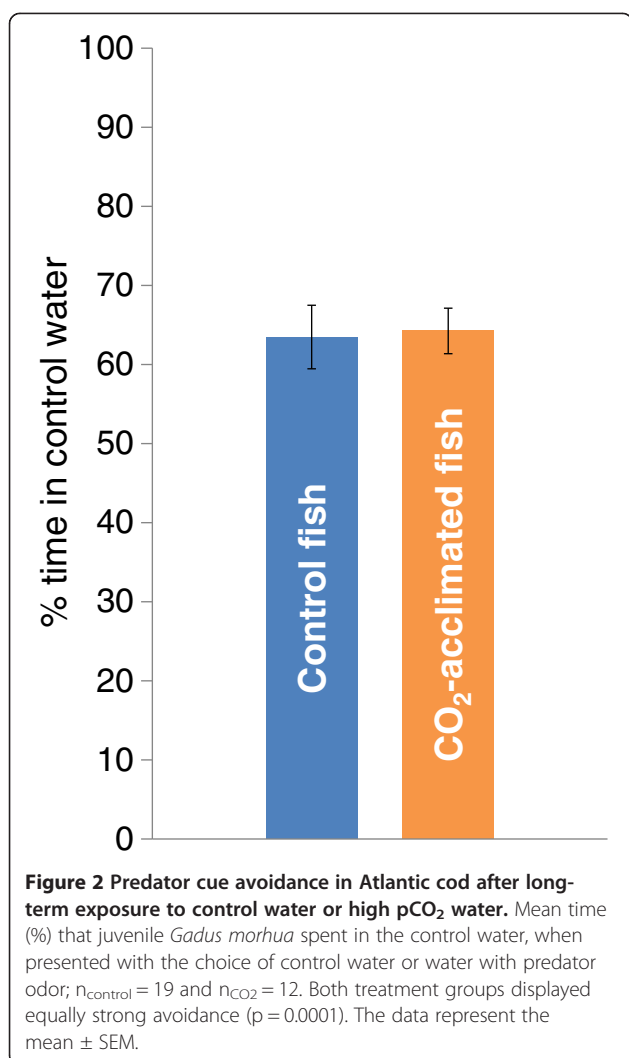


**Figure 1** CO<sub>2</sub> avoidance in Atlantic cod after long-term exposure to control water or high pCO<sub>2</sub> water. Mean time (%) that juvenile *Gadus morhua* spent in the control water (550 µatm CO<sub>2</sub>) when presented with the choice of control water or high pCO<sub>2</sub> water (1170 µatm CO<sub>2</sub>);  $n_{\text{control}} = 19$  and  $n_{\text{CO}_2} = 12$ . Fish from both acclimation groups were tested: the control fish and the long-term CO<sub>2</sub>-exposed fish. Both treatment groups displayed equally strong avoidance ( $p = 0.0001$ ). The data represent the mean  $\pm$  SEM.

## Discussion

Increased CO<sub>2</sub> concentrations in the water can elicit sensory responses in fish [10,13,19] as well as physiological responses [1,12]. However, it has been unclear whether near-future CO<sub>2</sub>-levels can provoke avoidance behaviour in marine fish. In this study, we demonstrated that juvenile Atlantic cod strongly avoided water containing increased pCO<sub>2</sub> (1000 µatm) in favour of water containing the control CO<sub>2</sub> concentration (500 µatm). The fish spent 90% of their time in the control water, indicating that elevated pCO<sub>2</sub> is highly undesirable for young cod.

Surprisingly, the long-term acclimated cod showed the same level of avoidance behaviour as the control fish. This finding suggests that despite the possible acclimation and



habituation processes, the cod still considered the high pCO<sub>2</sub> water as suboptimal and avoided it. Repeated exposure to a sensory stimulus can lead to habituation, and the response to subsequent exposures to the same stimuli has a decreased magnitude [20]. The fish were under constant exposure to high pCO<sub>2</sub> for over one month, which could theoretically have induced habituation or a shift in the baseline of what is categorized as “normal” for the fish, which would have led to a lower level of avoidance of or possibly even a preference for high CO<sub>2</sub>. Because habituation was not detected, it is possible that the habituation of sensory systems to high CO<sub>2</sub> is a very slow or non-existent process in fish.

It has been suggested that any CO<sub>2</sub> avoidance behaviour in fish could affect their distribution, migration patterns and, therefore, the marine ecosystem structure [6,14]. Theoretically, fish could avoid areas of high pCO<sub>2</sub> and actively seek out lower pCO<sub>2</sub> waters over both long and short timescales. Daily migrations could be affected

in areas with high biomass because the pCO<sub>2</sub> could already be high because of net respiration during darkness [18,21,22], and combined with ocean acidification, this could drive the CO<sub>2</sub> levels into the avoidance range for cod.

Pelagic fish normally avoid the mesopelagic oxygen minimum zone, and hypoxia has been suggested as the repellent [7,23,24]. However, these hypoxic zones are also associated with high pCO<sub>2</sub> [8,25,26], which suggests that the avoidance behaviour against oxygen minimum zones observed in nature [9,25] could be associated with high pCO<sub>2</sub> as well as hypoxia. Because of the close association of hypoxia with hypercapnia in nature, fish may also use hypercapnia as a proxy for harmful oxygen levels despite being tolerant to the CO<sub>2</sub> itself. While it is too early to draw firm conclusions regarding the ecological relevance of the CO<sub>2</sub> avoidance behaviour in marine fish, the subject deserves more attention.

Because CO<sub>2</sub> exposure reverses the preferences to olfactory cues in several coral reef teleost species, as well as affects the behaviour of temperate sticklebacks [27] and gobies [28], we hypothesized that cod would exhibit a reversal of avoidance behaviour. However, cod exposed to CO<sub>2</sub> for one month avoided both CO<sub>2</sub> and the predator odour with the same magnitude as the control water-exposed fish, suggesting that the reversal of olfactory preference observed in the tropical reef fish [4] is not ubiquitous among teleost species. Therefore, it is possible that cod is a species that does not demonstrate dramatic behavioural changes following CO<sub>2</sub> exposure, although this has to be investigated using several independent tests of behaviour. This is corroborated by results from larval Atlantic cod where the larvae maintained normal behaviour despite long term exposure to very high pCO<sub>2</sub> (4200 µatm) [29]. Neural tolerance to high pCO<sub>2</sub> in Atlantic cod may be an adapted trait as some populations have been shown to enter hypoxic deep water (≤ 20% O<sub>2</sub> saturation) to feed [30]. The mechanism for such tolerance is unknown but could involve modulation to the ion permeability of certain neural ion channels, for example the GABA<sub>A</sub> receptor Cl<sup>-</sup> channel [31]. As hypoxic deep water is commonly associated with hypercapnia (500–2500 µatm CO<sub>2</sub> in the Baltic sea [26]), it should be beneficial for cod to maintain normal behaviour despite the high pCO<sub>2</sub> in the deep water.

## Conclusions

We have shown that Atlantic cod strongly avoided water with elevated CO<sub>2</sub> levels when given the choice, indicating that cod may navigate using CO<sub>2</sub> as a cue in a heterogeneous pCO<sub>2</sub> landscape. The avoidance of high CO<sub>2</sub> was maintained despite over one month of exposure and acclimation to elevated CO<sub>2</sub> levels, demonstrating that habituation of the CO<sub>2</sub> sensory system is

minimal. Ocean acidification may therefore alter movement patterns and migrations of fish in the future.

## Materials and methods

### Fish rearing and treatment

The ethical animal experimentation committee (Gothenburg, Sweden, ethical permits Jutfelt 100–2010 and Jutfelt 151–2011) approved the fish handling, exposure and testing.

In total, 56 juvenile Atlantic cod (*G. morhua*) were collected using cages and seine nets close to Sauna Island at the Kristineberg Marine Station, Sweden (lat. 58.2497, long. 11.4455). The fish were measured and weighed at the start and end of the experiment, and randomly distributed in equal numbers to the four tanks. The fish were fed daily with shrimp (*Pandalus* sp.). All mortalities were recorded. At the start of the exposure period the fish had a mean weight of  $8.3 \text{ g} \pm 5.0 \text{ SD}$  ( $6.6 \text{ g} \pm 3.7 \text{ SD}$ ,  $n = 28$ , for control fish and  $9.9 \text{ g} \pm 5.6 \text{ SD}$ ,  $n = 28$ , for the high  $\text{pCO}_2$  fish); and a mean length of  $9.4 \text{ cm} \pm 1.4 \text{ SD}$  ( $9.0 \text{ cm} \pm 1.2 \text{ SD}$  for control fish and  $9.8 \text{ cm} \pm 1.5 \text{ SD}$  for high  $\text{pCO}_2$  fish). At termination of the experiment the control fish had a mean weight of  $12.0 \text{ g} \pm 9.3 \text{ SD}$  and the high  $\text{pCO}_2$  fish  $19.6 \text{ g} \pm 11.8 \text{ SD}$ , and the lengths were  $10.6 \pm 2.2 \text{ SD}$  for control fish and  $12.5 \pm 2.2 \text{ SD}$  for high  $\text{pCO}_2$  fish. The total mortality in the  $\text{CO}_2$  tanks was 56%, of which 50% was due to cannibalism and the rest due to unknown causes. The mortality in the control tanks was 28%, of which 29% was due to cannibalism.

Round fiberglass 100 L tanks (4 in total) with flow-through water (taken from 30 meters depth) were used, and each was equipped with a separate 200 L aerated header tank. The fish were exposed to either control water ( $532 \mu\text{atm} \pm 43 \text{ SD}$ , which is the normal  $\text{pCO}_2$  for deep water at this location) or water containing elevated  $\text{CO}_2$  ( $1014 \mu\text{atm} \pm 76 \text{ SD}$ , representing a business as usual emission scenario [1]). The exposure duration was 41 days, representing a sufficient time for growth in the new environment as well as possible acclimation. The tanks were covered with clear polycarbonate sheaths to prevent gas exchange with the atmosphere. The in situ  $\text{pCO}_2$  levels in the fish tanks was measured daily throughout the experiment using an infrared  $\text{CO}_2$  probe (Vaisala GM70, equipped with an aspiration pump, Vaisala, Finland) connected to a thin-walled silicone tubing loop with trapped circulating air in equilibrium with dissolved water gases, as described previously [6,27,32]. The  $\text{pCO}_2$  in the header tanks was maintained using pH-stat computers equipped with pH probes (Aquamedic, Germany), and solenoid valves were used to control the administration of pure  $\text{CO}_2$  (Aga, Sweden). The temperature was recorded continuously, and the mean temperature was  $14.4^\circ\text{C} \pm 0.44 \text{ (SD)}$ . The alkalinity of the deep water from the Gullmar fjord was measured weekly. The oxygen

saturation of the fish tanks was measured on several occasions and was consistently greater than 90% in all tanks. The water carbonate chemistry was calculated using  $\text{pCO}_2$ , salinity, temperature, and alkalinity in CO2calc (Hansen, USGS, USA) and the results are presented in Table 1.

During the exposure period, starting from day 35 and continuing to day 41, the fish were subjected the behavioural tests. Fish from both groups were tested on the same days, ensuring identical exposure and acclimation times for both treatment groups. The fish were always tested in the treatment water  $\text{pCO}_2$ , temperature and light conditions they were accustomed.

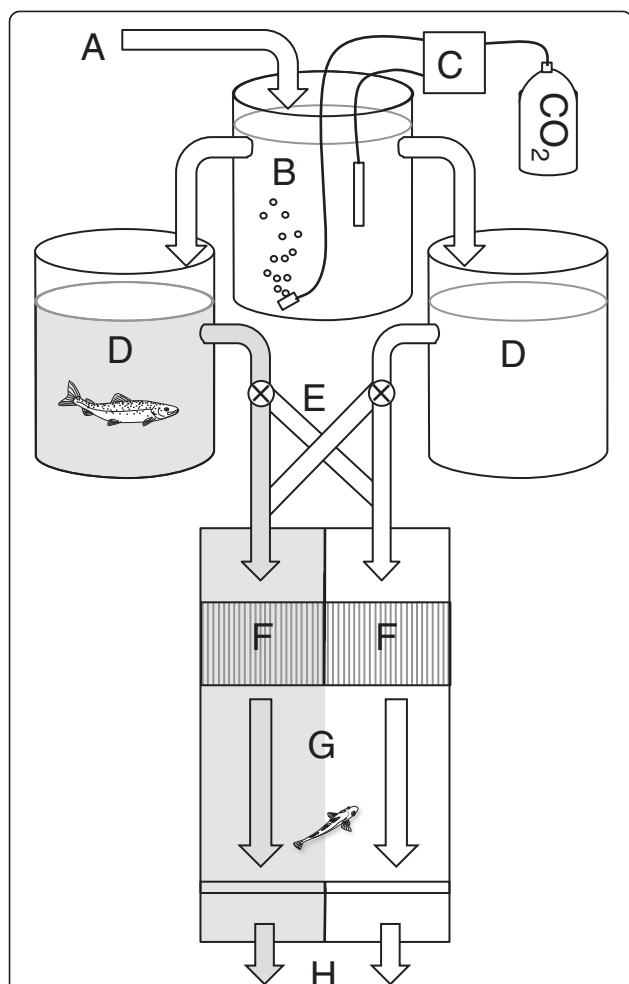
### Flume choice test

The olfactory flume choice tests and the statistical analyses were performed according to the method described in Gerlach et al. 2007 [33], with some modification to sizes and times described below. A two-choice flume channel (Choice Tank, Loligo Systems, Denmark) containing a  $32 \times 40 \text{ cm}$  choice arena with a water depth of 15 cm was used to investigate the ability of the cod to detect chemical and olfactory cues (Figure 3). Single fish were placed in the choice arena where the fish could swim freely between two water masses. The two water masses were continuously supplied, in a flow through manner, by two 200 L header tanks, into which cues could be introduced. The two water masses passed through the choice arena with laminar flow at a speed of 1 cm/s, with less than 1 cm of mixed turbulent water between the two laminar flows. The fish could therefore always be determined to be in either of the water masses. The laminar flow of the two parallel water flows was verified by adding dye to one header tank during the method optimization procedure. The pipes connecting the header tanks with the flume were fitted with a crossover switch, which allowed quick change of sides of the olfactory cue without the fish seeing or otherwise noticing the experimenter. A

**Table 1 Water chemistry for the treatments control and elevated  $\text{CO}_2$**

Parameter	Control	Elevated $\text{CO}_2$
$\text{pCO}_2$ ( $\mu\text{atm}$ )	$532.4 \pm 42.7$	$1013.5 \pm 76.0$
Alkalinity (TA)	$2350 \pm 37.1$	$2363 \pm 53.7$
Salinity (PSU)	$33.1 \pm 0.8$	$33.1 \pm 0.8$
Temp ( $^\circ\text{C}$ )	$14.4 \pm 0.5$	$14.4 \pm 0.5$
$\text{pH}_{\text{tot}}$ (calc.)	$7.95 \pm 0.04$	$7.69 \pm 0.03$
$\Omega_{\text{aragonite}}$ (calc.)	$2.10 \pm 0.21$	$1.22 \pm 0.08$
$\Omega_{\text{calcite}}$ (calc.)	$3.29 \pm 0.33$	$1.90 \pm 0.13$

Temperature, salinity,  $\text{pCO}_2$  and alkalinity ( $A_T$ ) are measured data;  $\text{pH}_{\text{tot}}$ ,  $\Omega_{\text{aragonite}}$  and  $\Omega_{\text{calcite}}$  are calculated data using CO2calc (USGS, USA). Data is presented as means  $\pm$  SD.



**Figure 3 Choice flume chamber experimental setup with pCO<sub>2</sub> control and predator cues on one side.** Choice flume test. Schematic drawing of the choice flume test used for predator avoidance measurements in juvenile cod. The shaded areas represent water with predator odour. The letters represent the following: **A.** Flow-through water inlet. **B.** Main header tank. **C.** pH-stat system with pH probe and solenoid valve controlling the administration of CO<sub>2</sub> into the main header tank. **D.** Header tanks for the two sides of the choice flume, with one side containing a predatory fish. **E.** Cross-over piping for changing sides of the cue. **F.** Honeycomb plastic for laminar flow. **G.** Choice arena for the tested fish. The two waters were kept separate by laminar flow, and movements only caused minimal short lasting mixing. **H.** Flume drains.

video camera (Dragonfly II, Pointgrey, Richmond, Canada) positioned above the flume was used to record each trial. Individual fish were placed in the flume (marked “G” in Figure 3) and filmed for 20 minutes before the flows were switched, and the olfactory cue switched side of the flume within one minute. After the switch, the flow was maintained for 12 minutes. The time before the switch was longer because the fish needed time to calm down after handling before responding to olfactory cues (according

to our method development for this species and life stage). Analysis of fish positions was performed during the last 5 minutes prior to the switch and the last 5 minutes after the switch. The position of the fish was recorded every five seconds. The preferred side for each fish was calculated as the side that the fish spent more than 50% of the time in during each 5-minute period. Each fish was then used as its own control in the non-parametric statistical test; the preferred side before the switch was compared to the preferred side after the switch, see the statistics section below for details. A lack of preference (50% of the time in each water mass) would be expected if the fish did not prefer one olfactory cue, or if the fish were unable to detect the cue.

#### Predator avoidance

Predator avoidance was tested at 40 and 41 days of exposure. The flume choice test described above was used to investigate the ability of the cod to detect a predator cue (Figure 3) [34]. Brown trout (*Salmo trutta*) is a piscivore that inhabits the same biotope as juvenile cod [35]; therefore, this fish is a likely predator of small cod. A main header tank (200 L) (marked “B” in Figure 3) with aeration and pCO<sub>2</sub> control was used to supply the two downstream header tanks (200 L) (marked “D” in Figure 3), making it possible to use the pCO<sub>2</sub> that the fish were acclimated to on both sides of the flume simultaneously, so that the CO<sub>2</sub> concentration did not affect the choice of water mass. The two header tanks with flow-through water (one control tank and one tank containing a live wild-caught 500 g trout) supplied water to the two sides of the flume at a flow rate of 17 L/minute each.

#### CO<sub>2</sub> avoidance

CO<sub>2</sub> avoidance was tested at 35 to 37 days of exposure. The two-choice flume channel used to investigate the ability of cod to detect elevated CO<sub>2</sub> levels (1000 μatm) was similar to the setup for predator avoidance but without header tank “B” Figure 3. Two header tanks with flow-through water (tanks “D” in Figure 3 one control tank (500 μatm) and one tank with an elevated CO<sub>2</sub> concentration (1000 μatm)) supplied the two sides of the flume at a flow rate of 17 L/minute each. The same protocol for video analysis as in the predator avoidance test was used.

#### Data analysis

Nested ANOVAs (tank nested within treatment) in SPSS were used to investigate treatment (the long-term exposure to control water or elevated pCO<sub>2</sub>) and tank effects on CO<sub>2</sub> avoidance and predator avoidance. The ANOVAs used the % of time spent in control water as the variable. No tank effects were detected for any

parameter (at the  $p < 0.1$  level). The non-parametric Wilcoxon signed-rank test was used to detect possible CO<sub>2</sub> and predator avoidance within treatments, in which the position (in control water mass or in water mass with olfactory cues) of the individual fish was compared before and after the switching of the side with odour or CO<sub>2</sub>. This method of statistically testing preference and avoidance is described in Gerlach et al. 2007. The data are presented as the mean  $\pm$  SEM, unless otherwise noted.

#### Competing interests

The authors declare that they have no competing interests.

#### Authors' contributions

FJ and MH designed and conducted the experiments. MH performed the statistical analysis. FJ wrote the manuscript. Both authors read and approved the final manuscript.

#### Authors' information

FJ and MH address: Department Biological and Environmental Sciences, University of Gothenburg, Medicinaregatan 18, 41390 Gothenburg, Sweden. Secondary address: The Sven Lovin Centre Kristineberg, Kristineberg 566, SE-451 78 Fiskebäckskil, Sweden.

#### Acknowledgments

We thank Kim Hellgren, Leon Green, Bengt Lundve, Marian Hu and Niklas Andersson for excellent animal handling. The Swedish Research Council Formas, grant Jutfelt 2009–596, funded this study.

Received: 18 October 2013 Accepted: 20 December 2013

Published: 27 December 2013

#### References

- Solomon S, Qin D, Manning M, Alley RB, Bernsten T, Wratt D: *Contribution of Working Group I to the Fourth Assessment Report of the Intergovernmental Panel on Climate Change*. Cambridge, UK and NY, USA: Cambridge University Press; 2007.
- National Oceanic and Atmospheric Administration, Earth System Research Laboratory. <http://www.esrl.noaa.gov/news/2013/CO2400.html>.
- Doney SC, Ruckelshaus M: Emmett Duffy J, Barry JP, Chan F, English CA, Galindo HM, Grebeier JM, Hollowed AB, Knowlton N, Polovina J, Rabalais NN, Sydeman WJ, Talley LD: Climate Change Impacts on Marine Ecosystems. *Annu Rev Marine Sci* 2012, **4**:11–37.
- Briffa M, La Haye De K, Munday PL: High CO<sub>2</sub> and marine animal behaviour: potential mechanisms and ecological consequences. *Mari Pollut Bull* 2012, **64**:1519–1528.
- Munday PL, Dixon DL, McCormick MI, Meekan M, Ferrari MCO, Chivers DP: Replenishment of fish populations is threatened by ocean acidification. *Proc Natl Acad Sci USA* 2010, **107**:12930–12934.
- Munday PL, Pratchett MS, Dixon DL, Donelson JM, Endo GKG, et al: Elevated CO<sub>2</sub> affects the behavior of an ecologically and economically important coral reef fish. *Mar Biol* 2012, **160**:2137–2144. Available: <http://www.springerlink.com/index/10.1007/s00227-012-2111-6>.
- Righton DA, Andersen KH, Neat F, Thorsteinsson V, Steingrund P, Svedäng H, Michalsen K, Hinrichsen HH, Bendall V, Neuenfeldt S, Wright P, Jonsson P, Huse G, van der Kooij J, Mosegaard H, Hüsey K, Metcalfe J: Thermal niche of Atlantic cod *Gadus morhua*: limits, tolerance and optima. *Mar Ecol Prog Ser* 2010, **420**:1–13.
- Hara TJ, SMELL, TASTE, AND CHEMICAL SENSING | Chemoreception (Smell and Taste): An Introduction. In *Encyclopedia of Fish Physiology*. Edited by Farrell AP. San Diego: Academic Press; 2011:183–186. ISBN 9780080923239, <http://dx.doi.org/10.1016/B978-0-12-374553-8.00021-6>. Keywords: Gustation; Olfaction; Smell; Taste.
- Perry SF, Gilmour KM: Sensing and transfer of respiratory gases at the fish gill. *J Exp Zool* 2002, **293**:249–263.
- Qin Z, Lewis JE, Perry SF: Zebrafish (*Danio rerio*) gill neuroepithelial cells are sensitive chemoreceptors for environmental CO<sub>2</sub>. *J Physiol* 2010, **588**:861–872.
- Hara TJ: The diversity of chemical stimulation in fish olfaction and gustation. *Rev Fish Biol Fisheries* 1994, **4**:1–35.
- Perry SF, Abdallah S: Mechanisms and consequences of carbon dioxide sensing in fish. *Respir Physiol Neurobiol* 2012, **184**:309–315.
- Yoshii K, Kashiwayanagi M, Kurihara K, Kobatake Y: High sensitivity of the eel palatine receptors to carbon dioxide. *Comp Biochem Physiol A Comp Physiol* 1980, **66**:327–330.
- Ishimatsu A: Physiological effects on fishes in a high-CO<sub>2</sub> world. *J Geophys Res* 2005, **110**:C09S09.
- Clingerman J, Bebak J, Mazik PM, Summerfelt ST: Use of avoidance response by rainbow trout to carbon dioxide for fish self-transfer between tanks. *Aquacultural Eng* 2007, **37**:234–251.
- Jones KA, Hara TJ, Scherer E: Locomotor response by Arctic char (*Salvelinus alpinus*) to gradients of H<sup>+</sup> and CO<sub>2</sub>. *Physiological zoology* 1985, **58**:413–420.
- Ishimatsu A, Hayashi M, Kikkawa T: Fishes in high-CO<sub>2</sub>, acidified oceans. *Mar Ecol Prog Ser* 2008, **373**:295–302.
- Saderne V, Fietzek P, Herman PMJ: Extreme variations of pCO<sub>2</sub> and pH in a macrophyte meadow of the baltic sea in summer: evidence of the effect of photosynthesis and local upwelling. *PLoS One* 2013, **8**:e62689.
- Hara TJ: Olfaction and gustation in fish: an overview. *Acta Physiol Scand* 1994, **152**:207–217.
- Maximino C, de Brito TM, da Silva Batista AW, Herculano AM, Morato S, Gouveia A Jr: Measuring anxiety in zebrafish: a critical review. *Behav Brain Res* 2010, **214**:157–171.
- Cripps IL, Munday PL, McCormick MI: Ocean acidification affects prey detection by a predatory reef fish. *PLoS One* 2011, **6**:e22736.
- Hofmann GE, Barry JP, Edmunds PJ, Gates RD, Hutchins DA, Klinger T, Sewell MA: The effect of ocean acidification on calcifying organisms in marine ecosystems: an organism-to-ecosystem perspective. *Annu Rev Ecol Syst* 2010, **41**:127–147.
- Stramma L, Prince ED, Schmidtko S, Luo J, Hoolihan JP, Visbeck M, Wallace DWR, Brandt P, Körtzinger A: Expansion of oxygen minimum zones may reduce available habitat for tropical pelagic fishes. *Nat Climate Change* 2011, **2**:33–37.
- Seibel BA: Critical oxygen levels and metabolic suppression in oceanic oxygen minimum zones. *J Exp Biol* 2010, **214**:326–336.
- Paulmier A, Ruiz-Pino D, Garçon V: CO<sub>2</sub> maximum in the oxygen minimum zone (OMZ). *Biogeosciences* 2011, **8**:239–252.
- Melzner F, Thomsen J, Koeve W, Oschlies A, Gutowska MA, et al: Future ocean acidification will be amplified by hypoxia in coastal habitats. *Mar Biol* 2012, **160**:1875–1888. doi:10.1007/s00227-012-1954-1.
- Jutfelt F, Bresolin de Souza K, Vuylsteke A, Sturve J: Behavioural disturbances in a temperate fish exposed to sustained high-CO<sub>2</sub> levels. *PLoS ONE* 2013, **8**:e65825. doi:10.1371/journal.pone.0065825.
- Forsgren E, Dupont S, Jutfelt F, Amundsen T: Elevated CO<sub>2</sub> affects embryonic development and larval phototaxis in a temperate marine fish. *Ecol Evol* 2013, **3**:3637–3646. doi:10.1002/ece3.709.
- Maneja RH, Frommel AY, Browman HI, Clemmesen C, Geffen AJ, et al: The swimming kinematics of larval Atlantic cod, *Gadus morhua* L., are resilient to elevated seawater pCO<sub>2</sub>. *Mar Biol* 2012, **160**:1963–1972. doi:10.1007/s00227-012-2054-y.
- Neuenfeldt S, Andersen KH, Hinrichsen HH: Some Atlantic cod *Gadus morhua* in the Baltic Sea visit hypoxic water briefly but often. *J Fish Biol* 2009, **75**:290–294.
- Nilsson GE, Dixon DL, Domenici P, McCormick MI, Sørensen C, Watson S-A, Munday PL: Near-future carbon dioxide levels alter fish behaviour by interfering with neurotransmitter function. *Nat Climate Change* 2012, **2**:201–204.
- Hari P, Pumpanen J, Huotari J, Kolari P, Grace J, Vesala T, Ojala A: High-frequency measurements of productivity of planktonic algae using rugged nondispersive infrared carbon dioxide probes. *Limnol Oceanogr Methods* 2008, **6**:347–354.
- Gerlach G, Atema J, Kingsford MJ, Black KP, Miller-Sims V: Smelling home can prevent dispersal of reef fish larvae. *Proc Natl Acad Sci USA* 2007, **104**:858–863.

34. Herbert NA, Skjæraasen JE, Nilsen T, Salvanes AGV, Steffensen JF: **The hypoxia avoidance behaviour of juvenile Atlantic cod (*Gadus morhua* L.) depends on the provision and pressure level of an O<sub>2</sub> refuge.** *Mar Biol* 2010, **158**:737–746.
35. Wennhage H, Pihl L: **Fish feeding guilds in shallow rocky and soft bottom areas on the Swedish west coast.** *J Fish Biol* 2002, **61**(sa):207–228.

doi:10.1186/1742-9994-10-81

**Cite this article as:** Jutfelt and Hedgärde: Atlantic cod actively avoid CO<sub>2</sub> and predator odour, even after long-term CO<sub>2</sub> exposure. *Frontiers in Zoology* 2013 **10**:81.

**Submit your next manuscript to BioMed Central  
and take full advantage of:**

- Convenient online submission
- Thorough peer review
- No space constraints or color figure charges
- Immediate publication on acceptance
- Inclusion in PubMed, CAS, Scopus and Google Scholar
- Research which is freely available for redistribution

Submit your manuscript at  
[www.biomedcentral.com/submit](http://www.biomedcentral.com/submit)

